

CLEARANCES

Clearances are specified to ensure the long term durability of James Hardie® products and the buildings on to which they are installed. Failure to provide the proper clearances, as specified below, may affect system performance, violate building codes, or James Hardie requirements and void the warranty.

- James Hardie products must be installed with a 6" clearance to the earth on the exterior of the building or in accordance with local building codes if greater than 6" is required (Figure 15). Foundations must extend above the adjacent finished grade in accordance with local building codes – typically a minimum of 6".
- Maintain a 1/4" clearance between James Hardie products and horizontal flashing (Figure 18).
- A 2" clearance must be maintained between James Hardie products and roofs, decks, paths, steps, driveways, and other similar surfaces (Figures 16 & 17).
- James Hardie® Products must not be installed such that they may remain in contact with standing water.

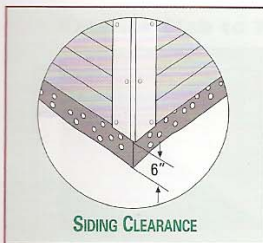


FIGURE 15

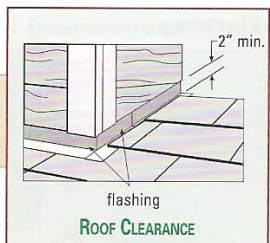


FIGURE 16

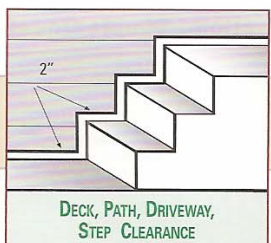


FIGURE 17

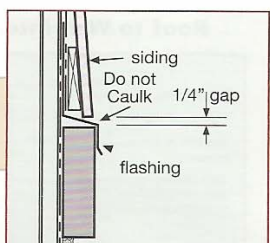


FIGURE 18

Provided are examples of details to help improve the aesthetics of clearance details. Check with a design professional and local building codes to ensure the chosen details are correct for its intended purpose and location.